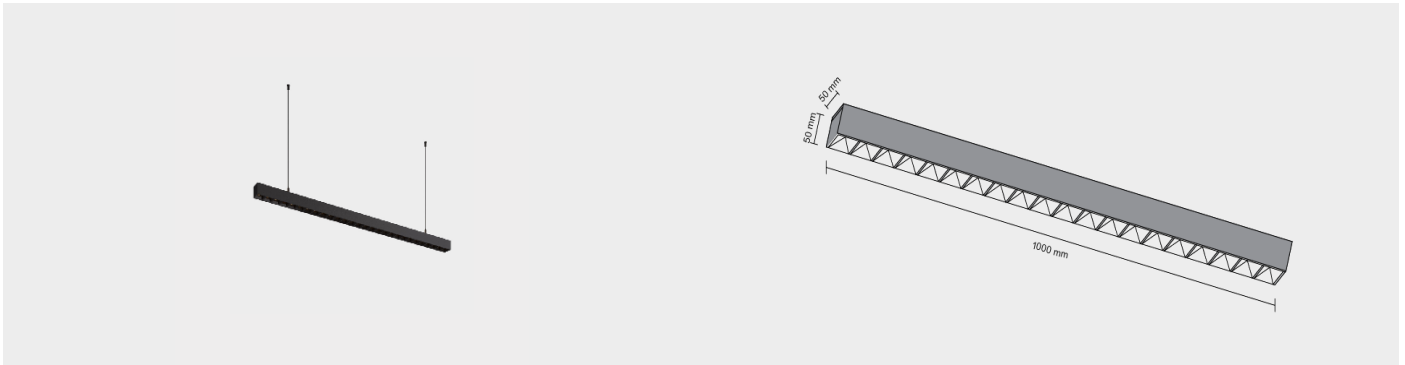
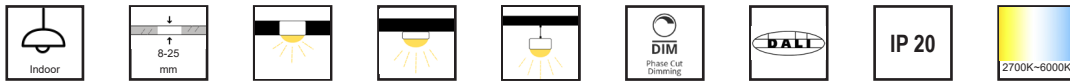


**LINEAR PROFILE LUMINAIRE
LUCENT**

P11-501000



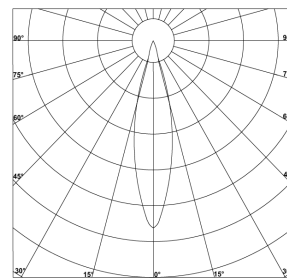
PRODUCT FEATURES



DESCRIPTION

Lucent is a high-performance linear profile luminaire featuring an extruded aluminum housing and integrated LED modules. Designed for continuous, glare-free illumination, it supports surface mounted, and suspended installations. Lucent delivers uniform light output, making it ideal for offices, educational institutions, and modern residential applications. Available accessories include suspension kits, end caps, linear connectors, ceiling mounting frames, and joiners for seamless continuous runs.

LIGHT DISTRIBUTION



FINISHES



ACCESSORIES

- End caps (2 pcs.)
- Suspension kit
- Ceiling mounting kit
- Wall mounting kit
- 90° extrusion connection kit
- Joint connection kit

PRODUCT PARAMETER

Power	Input Voltage	Beam Angle	CRI	CCT	Control Type	Finishes	IP Rating
25W	DC 24V	15°	90-Ra>90	2700K	ON/OFF	White	IP-20
		24°	85-Ra>85	3000K	PHASE	Black	
		36°		4000K	DALI		
		45°		6000K			



**Please provide the specific details based on the requirements for the products you are ordering.