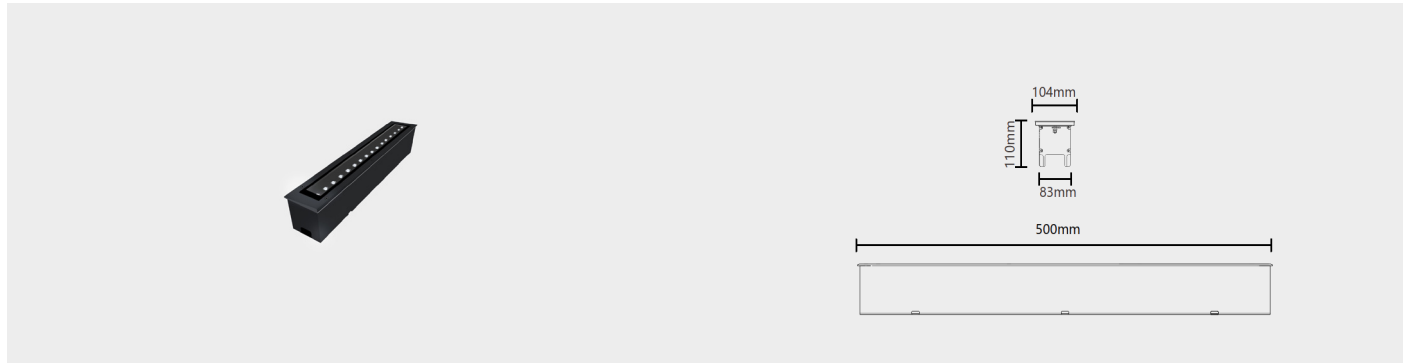
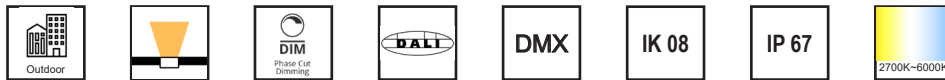


**INGROUND UPLIGHTER
RAY**

F25-104110



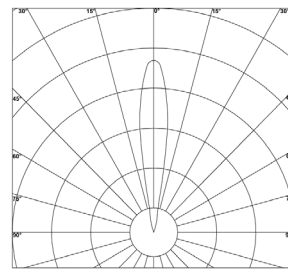
PRODUCT FEATURES



DESCRIPTION

Architectural grade linear in-ground uplighters featuring a stainless steel trim and aluminum body, designed with high-output COB LEDs and precision optics to deliver uniform vertical illumination. Engineered for facade washing and grazing applications, they provide consistent lighting for building facades, columns, and landscape structures. Available in narrow to wide beam angles to suit various architectural lighting requirements.

LIGHT DISTRIBUTION



ACCESSORIES

Optical Accessories

- Clear glass
- Frosted glass
- Honeycomb Louver

Back Box Materials

- Aluminium

FINISHES



Steel Brush

PRODUCT PARAMETER

Power	Input Voltage	Beam Angle	CRI	CCT	Control Type	Finishes	IP Rating
4W	DC 24V DC 12V	6°	90-Ra>90	2700K	ON/OFF	Steel Brush	IP-67
		15°	85-Ra>85	3000K	PHASE		
		24°		4000K	DALI		
		36°		6000K	DMX		
		60°					
Asymmetric							



**Please provide the specific details based on the requirements for the products you are ordering.